

# APPLYING FOR HILL SCHOOL

## GENERAL ENROLLMENT TIMELINE

### STEP 1



#### Connect with Hill School

Call the school (817.923.9482) or submit a Contact Inquiry online. Our Director of Enrollment Management will reach out to learn about your student and provide more information about all that Hill School has to offer.

### STEP 2

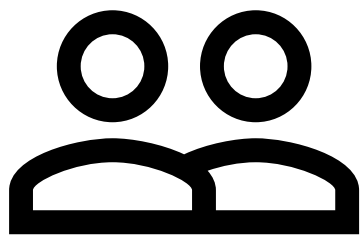
#### Submit Appropriate Testing

Hill School requires a complete neuro-educational evaluation or diagnostic testing from a qualified clinician, diagnostician, or organization. The testing must have been completed within the previous three years.

To update or begin your student's testing process, please contact Hill School for a list of recommended testing resources.



### STEP 3



#### Interview with Director of Enrollment

Families will take a tour of the campus and learn how Hill School's unique programming could benefit your student.

### STEP 4

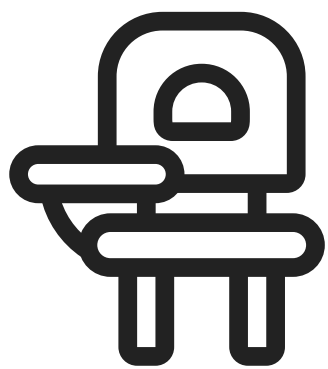
#### Submit Application Forms

Once prompted, families will submit the \$100 application fee, online application and other required materials:

- Student's neuro-educational evaluation or diagnostic testing
- Report cards and official transcripts, as applicable
- Teacher and administrator confidential recommendation forms



### STEP 5



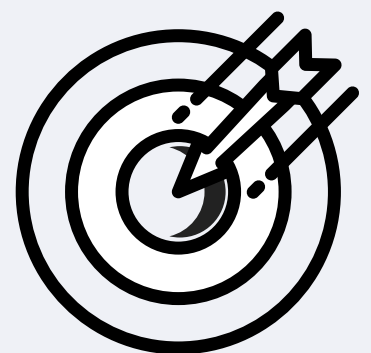
#### Visit In-Person Class

We will schedule a day for your student to visit the Hill School campus. Prospective students will participate in a set of coursework at their grade-level, and interact with teachers and classmates.

### STEP 6

#### Determine Plan of Action

After the enrollment committee has reviewed your student's application, your family will join a roundtable discussion to determine appropriate placement for your student.



**HILL SCHOOL**

HILLSCHOOL.ORG | 817.923.9482